

How Does Kanopy Work?

Kanopy is an award-winning video streaming service providing access to more than 30,000 independent and documentary films — titles of unique social and cultural value from The Criterion Collection, The Great Courses, Media Education Foundation, and thousands of independent filmmakers.

You will need an internet connection to watch videos on Kanopy. Films cannot be downloaded to a computer or device; they only stream through the internet.

5 play credits a month

Clicking “play” on a video will automatically redeem a play credit. Play credits reset on the first day of the month and do not rollover.

3 day checkout

Once a play credit is redeemed, you will have unlimited access to view the video for three days (72 hours). Viewing the same video after the three days are up will redeem another play credit.




Kanopy Kids



Browse Kanopy Kids and discover the videos that spark children’s imagination. Parents can trust that our catalog encourages social and emotional development, promotes respect for community diversity, and inspires creativity.


In your dashboard, you can set parental controls on your account, which means you will be required to enter a PIN when attempting to view a title that has not been approved for viewing in Kanopy Kids. This feature prevents your child from stumbling upon unsuitable content on Kanopy.



Guide to Kanopy

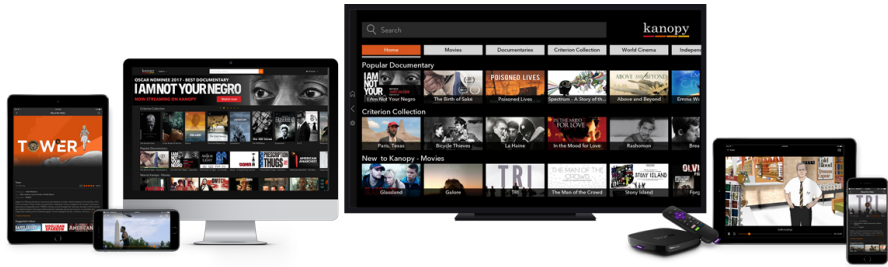
**Streaming Movies For Free
Using Your Library Card**

**Or watch the video tutorial here:
my.nicheacademy.com/ccrls**



SILVER FALLS LIBRARY

Setting Up Your Account



1. If you are on a mobile device, download the Kanopy app from your devices app store. If you are on a computer, go to Kanopy.com and select **SIGN UP**

2. Enter your First and Last name, as well as your email address, then set a password for your account. You can choose to use your Facebook or Google account to sign up as well.

3. Click **Sign up**

4. Next, you will need to access your email, and find one from Kanopy. The email will include a link to verify your email, click that and it will take you back to the website.

5. On that page click **Add library card →**

6. Enter your Library Card number and PIN (The same PIN that you use to access your library account)

7. You are now all set up! You can access Kanopy through your browser on your computer, with the Kanopy app, or using various TV streaming services (See next page for instructions)

Roku

1. Add the Kanopy channel to your Roku.
2. Select any film and press play. This will trigger the linking process and display further instructions on screen.
3. Go to kanopy.com using a computer or mobile device. If you are not signed into your account, you will be prompted to do so before you can enter the code.
4. Enter the code displayed on the left side of your TV screen and click Submit.

Amazon Fire TV

1. To get started, download the Kanopy app from the Amazon Fire TV store to your device.
2. Go to Settings.
3. Select Link My Account.
4. Go to www.kanopy.com OR to the “Link Your Device” section of your mobile devices app and enter the code that you see on your TV screen.
5. Select Start Watching.

Chromecast

1. Make sure your smartphone, tablet, or computer is connected to the same WiFi network as your Chromecast device, and that you are logged into the Kanopy app on your smartphone, tablet, or computer.
2. Tap the “Cast” button when you have found a movie to watch, and select the Chromecast device that is connected to your television.
3. Once the connection is established, your TV screen will display “Ready to cast”
4. Start playing the film on the app and it will be played via Chromecast on your TV screen.

Apple TV

1. Search for Kanopy app in the Apple TV App Store and install the app.
2. Select any film and press play.
3. Click on Link My Account. Instructions will appear on your TV screen.
4. Go to kanopy.com using a computer or mobile device, and make sure you are signed in.
5. Enter the code displayed on the left side of your TV screen, Click Submit.